



- BRICK STREET**
- 1 Ticket Windows
  - 2 The Big Shop
  - 3 Stroller/Wheelchair Rental (fee)
  - 4 The Photo Shop
  - 5 Pick-A-Brick
  - 6 LEGO® Factory
  - 7 Adventure Ride
  - 8 Brick Street Café
  - 9 Big Bricks Bites
  - 10 Monkey Climb
  - 11 Brick Party (Carousel)
  - 12 Snack Shack
  - 13 LEGO® NINJAGO® Live
  - 14 Minifigure Market
  - 15 Creative Jungle
  - 16 DUPLO® Express
  - 17 DUPLO® Splash
  - 18 Bricktopia Diner
  - 19 DJ's Dizzy Disco Spin
  - 20 Tasty Treats
  - 21 LEGO® Creative Workshop
  - 22 Robotic Play Centre
  - 23 Build & Test
  - 24 LEGOLAND® Lookout
- LEGO® CASTLE**
- 25 Merlin's Flying Machines
  - 26 Builders Guild
  - 27 LEGO® Castle Tot Spot
  - 28 Wizard's Frozen Wonders
  - 29 The Royal Market
  - 30 The Dragon
  - 31 Knight's Feast
  - 32 Royal Joust
  - 33 Merlin's Challenge

- KEY**
- First Aid
  - Washroom
  - DUPLO® Baby Care
  - Lockers (fee)
  - Guest Services
  - (Lost Parents / Lost & Found)



ACCESSIBILITY GUIDE

- **CLOSURES AND EVACUATIONS**  
In the event of ride downtime, riders must stay calm, remain seated and secured by their restraint, and follow instructions given by the ride attendants. Guests may be required to navigate stairs, narrow walkways, or ladders.
- **ADDITIONAL INFORMATION**
  - Supervising Companion: A Guest 14 years of age or older, who understands rider instructions, can assist other guests complying with rider instructions, and meets all ridership requirements to ride by themselves.
  - Supervising Adult: A Guest 18 years of age or older, who understands rider instructions, can assist other guests complying with rider instructions, and meets all ridership requirements to ride by themselves.
  - Guests must be able to fit properly inside the ride vehicle and be secured by the restraint(s).
  - Guests with prosthetic devices and residual limbs must speak with a ride attendant prior to riding an attraction. Prosthetic devices must be secured or removed.



NAVIGATING THE RESORT

- **WHEELCHAIR / MOBILITY DEVICES RIDE**  
Most attractions are accessible through the normal entrance for manual wheelchairs and other mobility devices. Please see the chart for specific instructions for different attractions.
- **STROLLERS AS WHEELCHAIRS**  
Strollers used in lieu of a wheelchair are permitted in all venues. Guests with disabilities – including those with a cognitive disability – who need to remain in a stroller should visit Guest Services in order to obtain the appropriate identifying tag for the stroller. The tag will be placed on the stroller to show that it can be used as a wheelchair at the Resort.
- **SERVICE ANIMALS**  
Service animals are welcome in most locations throughout the Park, including all retail, restaurants and entertainment locations, and can accompany a guest via the standard queue up to the loading point. However, due to safety restrictions, service animals are not allowed to accompany a guest on a ride. See chart for details. Service animals must be on a leash at all times. Service animals may not be handled by or left with other guests or Model Citizens. Guests are expected to clean up after their service animals.



HOW TO USE HERO PASS

Please visit Guest Services near the Park entrance. Our team will be able to confirm your eligibility and help register your party on the app. You can use this Hero Pass for one year.

STEP 1

VISIT LEGOLAND® GUEST SERVICES. OUR TEAM WILL HELP REGISTER AND ACTIVATE ON YOUR MOBILE APP.

STEP 2

SELECT WHICH RIDE YOU WISH TO GO ON USING THE HERO PASS.

STEP 3

A QR CODE WILL APPEAR, HEAD TO THE RIDE WHERE A MODEL CITIZEN WILL SCAN YOUR MOBILE DEVICE AND HELP YOU ONTO THE RIDE.

STEP 4

ONCE YOU HAVE EXPERIENCED THE RIDE, A COUNTDOWN WILL APPEAR UNTIL YOUR NEXT RIDE RESERVATION BECOMES AVAILABLE.

STEP 5

ONCE YOUR COUNTDOWN HAS COMPLETED, YOU CAN SELECT YOUR NEXT RIDE!

ACCESSIBILITY GUIDE

LEGOLAND® Korea Resort is committed to providing a welcoming, inclusive, and accessible experience for all guests. Please use this guide in addition to the Park map to ensure your safety and enjoyment.

For any questions/additional inquiries, contact:  
Guest Services at  
LLKR.Experiences@LEGOLAND.com  
(033) 815-2300

PARK FACILITIES

- **GUEST SERVICES**  
Located in BRICK STREET, the team are happy to help plan your visit and will also be able to assist should you have any questions.
- **HERO PASS HUB**  
Located in BRICK STREET, staff are available to assist guests with setting up their Hero Pass, staff are available to help with any questions or concerns with your Hero Pass.
- **FIRST AID CENTER**  
Located in LEGO® CITY cluster, First Aid can provide medical assistance. Staff can assist with cold medicine storage and have a hoist and height adjustable bed.

- **LOCKERS (FEE)**  
Lockers are located in BRICK STREET and LEGO® CASTLE.
- **ACCESSIBLE TOILETS**  
We have accessible toilets and family toilets in the following locations within the Resort:
  - LEGO® CASTLE – next to Knight's Feast
  - LEGO® NINJAGO® WORLD – next to Wok 'N' Bowl
  - PIRATE SHORES – next to Brickbeard's Snacks
  - LEGO® CITY – next to City Restaurant, and near Marina Snacks
  - BRICKTOPIA – next to Bricktopia Diner

















MAKE MEMORIES AND SHARE WITH US!  
#LEGOLANDKOREA









LEGOLAND.kr







		ACCESS:					RIDER REQUIREMENTS:					ADDITIONAL:			
CLUSTER	ATTRACTION NAME														
BRICKTOPIA	DJ's Dizzy Disco Spin	Fastrack	Fastrack	✓				✓	✓		✓	✓			
	DUPLO® Express	Exit	Exit	✓					✓		✓	✓			
	Monkey Climb	Fastrack	Fastrack	✓				✓	✓		✓	✓			
	Brick Party	Fastrack	Fastrack				✓	✓			✓	✓			
	LEGOLAND® Lookout	Fastrack	Fastrack				✓		✓		✓			✓	
	DUPLO® Splash	Entrance	Entrance	✓											
	Creative Jungle	Entrance	Entrance	✓											
	Robotic Play Centre	Entrance	Entrance				✓								✓
	LEGO® Creative Workshop	Entrance	Entrance				✓								✓
	Build & Test	Entrance	Entrance				✓								✓
	LEGO® NINJAGO® Live	Entrance	Entrance				✓					✓	✓		✓
LEGO® CASTLE	Merlin's Flying Machines	Fastrack	Fastrack	✓				✓	✓	✓	✓	✓			
	The Dragon	Fastrack	Fastrack	✓	✓	✓		✓	✓		✓	✓	✓		
	The Royal Joust	Fastrack	Fastrack	✓				✓	✓		✓	✓			
	Merlin's Challenge	Fastrack	Fastrack	✓				✓	✓		✓	✓			
	LEGO® Castle Tot Spot	Entrance	Entrance												
	Builders Guild	Entrance	Entrance				✓								✓
LEGO® NINJAGO® WORLD	LEGO® NINJAGO® The Ride	Fastrack	Fastrack	✓					✓		✓	✓	✓	✓	
	DUPLO® Play – Ninjago Dojo	N/A	N/A												
	Kai's Fire Spinners	N/A	N/A												
	Cole's Rock Climbing	N/A	N/A												
	Jay's Lightning Drill	N/A	N/A												
PIRATE SHORES	Splash Battle	Fastrack	Fastrack				✓		✓		✓	✓		✓	
	Anchors Away	Fastrack	Fastrack	✓				✓	✓		✓	✓			
	DUPLO® Play – Swabbies Deck	N/A	N/A												
	Treasure Hunt	Entrance	Entrance	✓			✓								✓
	Castaway Camp	N/A	N/A												
LEGO® CITY	Driving School	Fastrack	Fastrack	✓				✓	✓	✓	✓	✓			
	Junior Driving School	Fastrack	Fastrack	✓				✓	✓	✓	✓	✓			
	Fire Academy	Fastrack	Fastrack	✓				✓	✓		✓	✓			
	LEGOLAND® Express	Fastrack	Fastrack				✓		✓		✓				
	Coast Guard Academy	Fastrack	Fastrack	✓				✓	✓	✓	✓	✓			
	LEGO® CITY Airport	Fastrack	Fastrack	✓				✓	✓		✓	✓			
	Wave Racers	Fastrack	Fastrack	✓	✓			✓			✓	✓			
	DUPLO® Play – Surfs Up	N/A	N/A												
	DUPLO® Play – CITY Garage	N/A	N/A												
	LEGO® City Police Building Experience	Entrance	Entrance				✓								✓
	The Wharf	Entrance	Entrance												
	Palace 4D Cinema	Entrance	Entrance				✓		✓		✓	✓			✓
BRICKSTREET	LEGO® Factory Adventure Ride	Entrance	Entrance				✓		✓		✓	✓	✓	✓	

Ride restrictions are developed based on the ride manufacturer instructions.

KEY

-  Required for attraction access
-  Hero Pass access
-  Wheelchair access
-  Transfer required
-  Access includes staircase
-  Wheelchair lift to platform

-  Can remain seated in wheelchair
-  Able to brace against ride forces
-  Able to sit upright unaided
-  Able to steer the ride
-  Not recommended for guests with back or neck compliancts, heart conditions, high blood pressure, broken limbs or guests who are pregnant

-  Not allowed to sit on anothers guests' lap
-  Affected by strobe lighting
-  Complex evacuation procedures
-  Service animal permitted on the attraction

RIDE RESTRICTIONS

This guide contains extra information that may be relevant to guests with additional needs, and it is in addition to general ride restrictions (including height, size and loose item restrictions) that are applicable to all guests. These are detailed on information boards at the entrance to the ride queues, and it is the responsibility of all guests to check.

Some of our ride carriages have seat belts as well as restraints which must be worn at all times.

ACCESSIBILITY RIDE RESTRICTIONS AND ACCEPTANCE OF USE

If you have a physical impairment, it is your responsibility to assess the ride for potential risks before riding. Please speak to the ride operator if you have any questions relative to your particular needs.

Unless otherwise stated, guests must be able to transfer into and out of all ride carriages either on their own or with the assistance of their care giver.

COMPLEX EVACUATION PROCEDURES

In the event of a ride evacuation or emergency, guests with physical impairments may be evacuated using special equipment. Be aware there may be a long delay due to the equipment used.

This ride has a complex evacuation procedure that is physically demanding. Please review with the ride attendant and assess the ride for potential risks before riding. Guests who has acrophobia, hydrophobia or claustrophobia review with a Model Citizen before riding.